

# CHÂTEAU CHEVAL BLANC

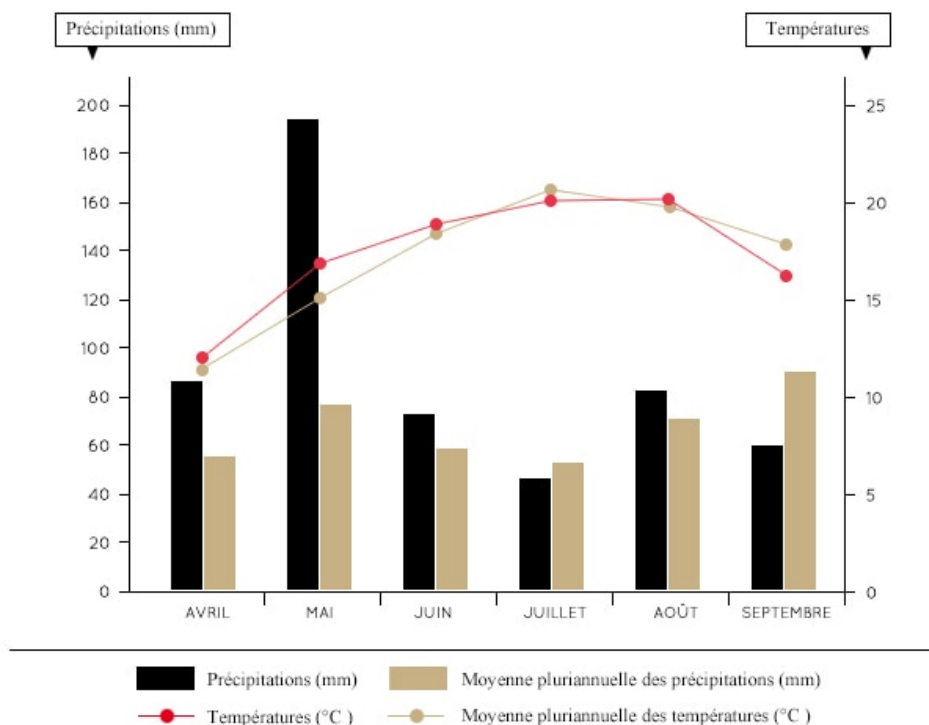


This is a classic vintage showing considerable freshness and great balance. The growing season was slow, but finished up in glory thanks to an extraordinary Indian summer that accounted for impeccable grapes.

## TEMPERATURES AND RAINFALL

Winter was mild with average rainfall. The beginning of the growth cycle was quite wet, with 173 mm of precipitation in May – some two and a half times the average amount. This rain was accompanied by very mild temperatures. However, a period of relatively dry weather lasted from mid-June to late July. Temperatures and rainfall in August were close to the monthly average. There were a few showers in early September, followed by an unusual spell of dry, very cool conditions from mid-September to mid-October which meant the grapes could be picked under very good conditions. The amount of sunshine was normal from April to September. 2008 was a cool year (sums of temperature lower than the 1995-2009 average) with average rainfall, but with a fine Indian summer.

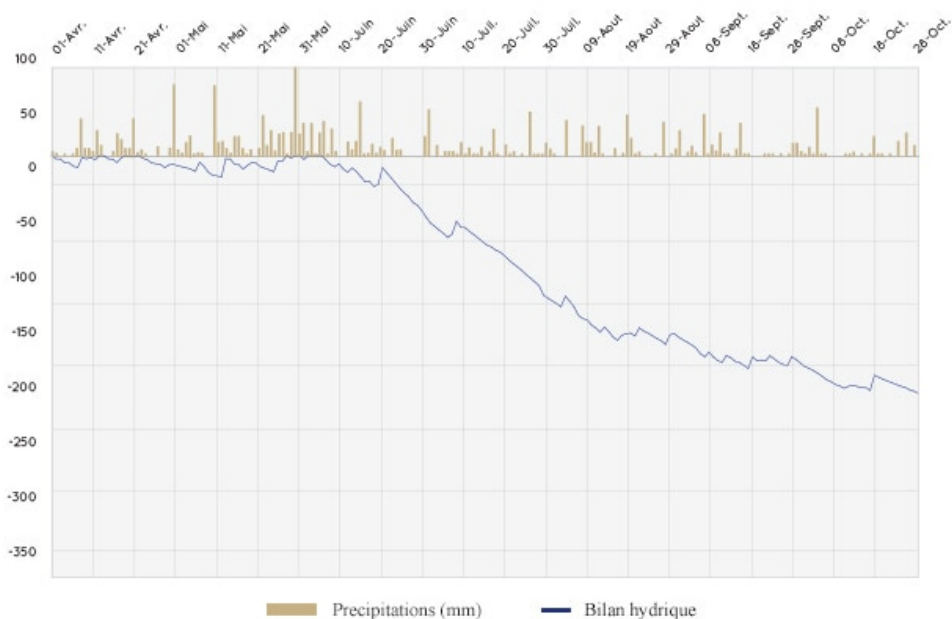
2008 : TEMPERATURES AND RAINFALL COMPARED WITH NORMAL VALUES IN SAINT-EMILION



## WATER BALANCE

In order to grow well, the vine needs for water stress to set in slowly so the grapes to ripen well and become concentrated.. In 2008, the soil remained at its water storage capacity until mid-June. However, a slight water deficit set in during the month of July. This stabilised in August, before intensifying in late September. That having been said, the water deficit was not great in 2008.

### 2008 WATER BALANCE



## GROWING SEASON

The growth cycle was slow, which made for gradual ripening. Thanks to an exceptional Indian summer and the good condition of the grapes, ripening could continue unabated. Bud break took place a few days later than average. Flowering took its time in the first week of June due to inclement weather. This would go on to account for small yields. There was a fairly sizeable gap between mid-véraison in Merlot (8th of August) and Cabernet Franc (14th of August). This discrepancy continued until the harvest, which was considerably spread out. Picking began with Merlot on the 30th of September and finished with the last plots of Cabernet Franc on the 17th of October. The harvest was interrupted on several occasions in order to pick each plot at optimum ripeness. This was the latest vintage at Cheval Blanc since 1988. The grapes were in remarkably fine condition.

Phenological stage	Merlot 2008	Average 1994-2014	Cabernet franc 2008	Average 1994-2014
Bud break	March, 27th	March, 28th	April, 3rd	April, 2nd
Flowering	June, 4th	May, 30th	June, 6th	June, 1st

Phenological stage	Merlot 2008	Average 1994-2014	Cabernet franc 2008	Average 1994-2014
Véraison	August, 8th	August, 2nd	August, 14th	August, 8th
Beginning of the Harvest	September, 30th	September, 19th	October, 6th	September, 27th
End of the Harvest	October, 5th	September, 27th	October, 17th	October, 5th
Number of days between...				
Bud break and Flowering	70 days	63 days	64 days	60 days
Flowering and Véraison	65 days	64 days	69 days	68 days
Véraison and Harvest	53 days	48 days	53 days	50 days

The wet, warm weather in May caused a tremendous danger from mildew. Only very close observation and quick responsiveness avoided a massive deterioration of grapes at Cheval Blanc. However, there was little oidium this year. The cool, dry weather in the month preceding the harvest stopped grey rot from spreading.

## RIPENING AND YIELDS

Despite the difficult conditions early in the season, weather was favourable to good ripening. The water deficit in June was weak, but enough to slow down the development of vine shoots. This is a major factor in channelling vigour into producing sugar in the grapes rather than vegetative growth. Furthermore, the low degree of fertilisation during flowering limited yields to just 27 hectolitres per hectare. Despite the small potential crop, bunch thinning was done at mid-véraison to eliminate clusters that were behind and also to make ripening more homogeneous.

The combination of restricted vegetative growth starting in the latter part of July, an outstandingly fine Indian summer, and grapes in top condition led to a crop of rich fruit with rare balance and great aromatics. The size of the berries was slightly greater than average. Sugar content was the second highest in the previous decade, just behind 2005. The cool weather maintained good acidity, and the grapes were also rich in anthocyanins. Merlot was very in good quality (rich and complex), and the Cabernets Franc was exceptional. The overall potential was quite homogeneous and there was an obvious synergy between Merlot and Cabernet Franc.

2008 yields (hl/ha)		Average from 1996 to 2014
Merlot	28.5	38.9

Cabernet Franc	26.4	34.2
----------------	------	------

## CELLAR WORK

Maceration lasted from 23 to 31 days depending on the lot.

2008 Petit Cheval was not at all chaptalised. Approximately 13% of the juice was bled off, and the wine was aged in 100% new oak barrels for 12 months.

Traditional fining with egg white was done in order to settle particles in suspension in barrel. Two egg whites per barrel were used. These were later eliminated by filtration.

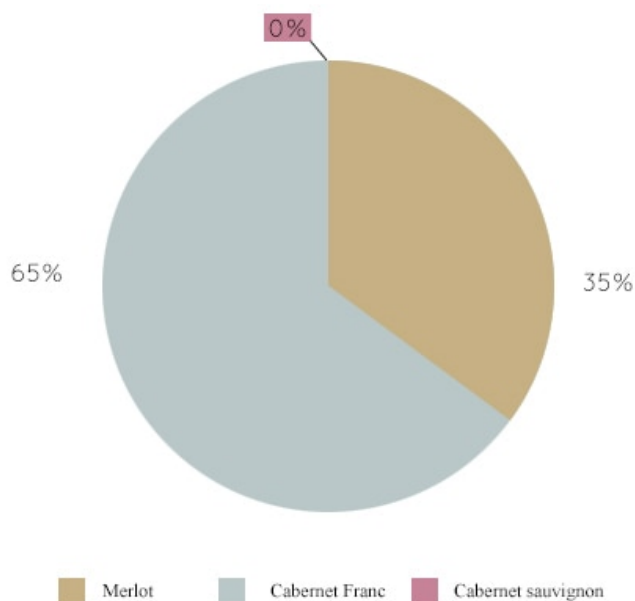
[if 382]

[/if 383]

## BLENDING

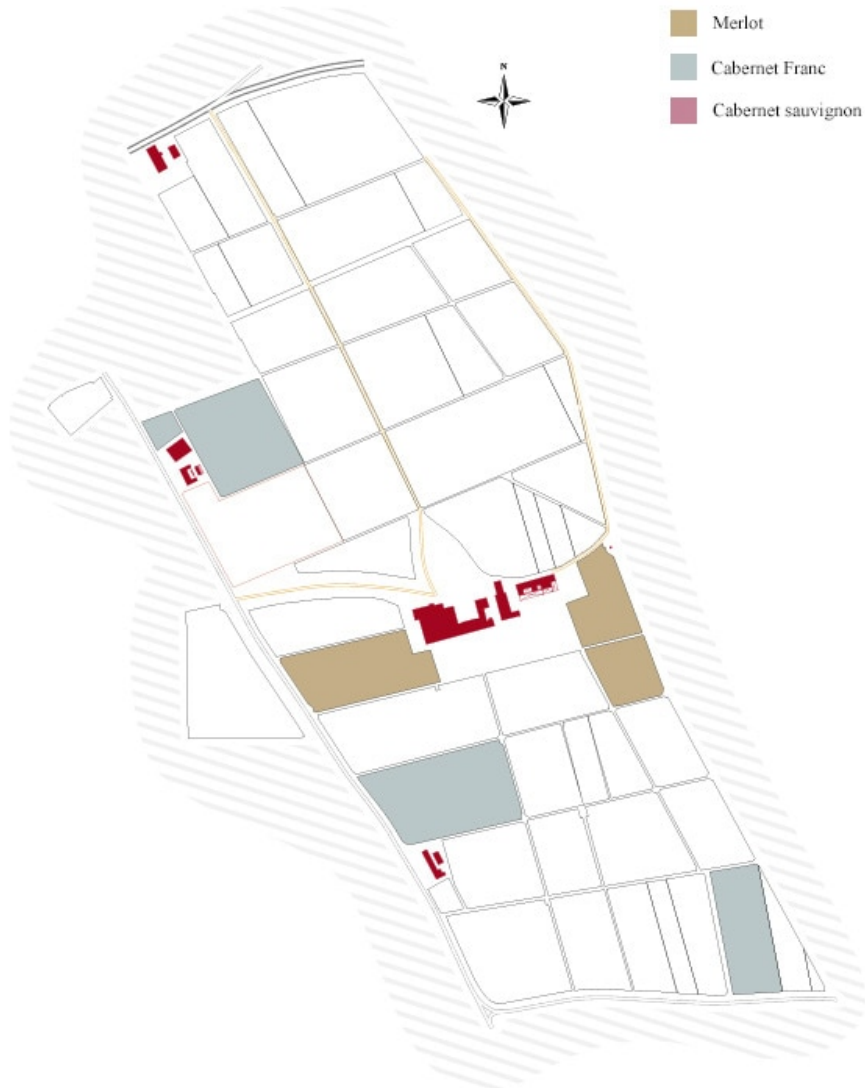
The final blend contains a high percentage of Cabernet Franc.

2008 PETIT CHEVAL BLANC BLENDING



## PLOTS COMPOSING 2008 PETIT CHEVAL BLANC

PARCELLES COMPOSANT L'ASSEMBLAGE PETIT CHEVAL 2008



2008 PROPORTION OF THE DIFFERENT WINES, CHEVAL BLANC, PETIT CHEVAL & THIRD WINE



**52%**  
CHEVAL BLANC

**22%**  
PETIT CHEVAL

**26%**  
TROISIÈME VIN

Date of bottling : April 21th, 2010

ALL 2008 PETIT CHEVAL BLANC BOTTLE SIZES



429	19 281	555	300	0	15	0	0	0	0
Demi-Bouteilles	Bouteilles	Magnums	Doubles-Magnums	Jéroboam	Impérial	Salmanazar	Balthazar	Nabucho donosor	Melchior

Degree of alcohol	13.5
Total acidity (g H <sup>2</sup> SO <sub>4</sub> /L)	3.20
Volatile acidity (g H <sup>2</sup> SO <sub>4</sub> /L)	0.43
pH	3.67
Total SO <sub>2</sub> (mg/L)	81
Reducing sugar content (g/L)	2.8
IPT (DO280)	80